

24-Port 10/100/1000Mbps PoE Switch with 4 1000M Combo Uplink



FMC-24PGE4GC



Key Features:

- Ports:** Provide 24*10/100/1000Mbps PoE ports and 4 *1000Mbps Combo Uplink
- PoE Standard:** IEEE802.3af/at Power over Ethernet (PoE) Compliant
- Total Power:** Total power budget of 400W and 30W for all single PoE ports
- Self-adaption:** RJ45 port supports 10/100Mbps Auto MDI/MDIX
- Extend Mode:** Extend PoE up to 250m on one single cable
- Wide Application:** Designed for Wifi AP and IP Security camera.VoIP etc
- Surge protection:** Protect the device from lightning surges and others electrical hazards
- Considerate Design:** Rack mount installation with fanless design
- Easy to use:** Plug and play, No configuration required

Versatile PoE Port

Featuring 24* 10/100/1000Mbps PoE ports which support IEEE802.3af/at standard and 4 * 1000Mbps Uplink and 4 Gigabit SFP ports. the **Cablexa USA** PoE switch provides Maximun power budget of 400W and 30W for single PoE ports sepectively ,allowing users to have several different Networking products configured



Flexible Extend Mode

With the extend mode, the PoE Switch Series is able to offer more flexible choices for long range transmission, extending the distance up to 250m, which is greatly helpful to bring better user experience.

Surge Protection Design

Reaching 6KV surge protection, the PoE ports owns the capacity to keep the PoE Switch from lightning strikes and other electrical surges, offering reliable performance even in some harsh environments.



4 Gigabit SFP Uplink Port

With 4 SFP module slot available, the SFP uplink port is ideal for connecting the switch to the network's backbone, providing more than enough bandwidth and stability for ultra high speed data transferring, Beside the SFP can transmittre the date with Max 100Km distance with more economic solution

FMC-24PGE4GC

24-Port 10/100/1000Mbps PoE Switch with 1 Gigabit Combo Uplink

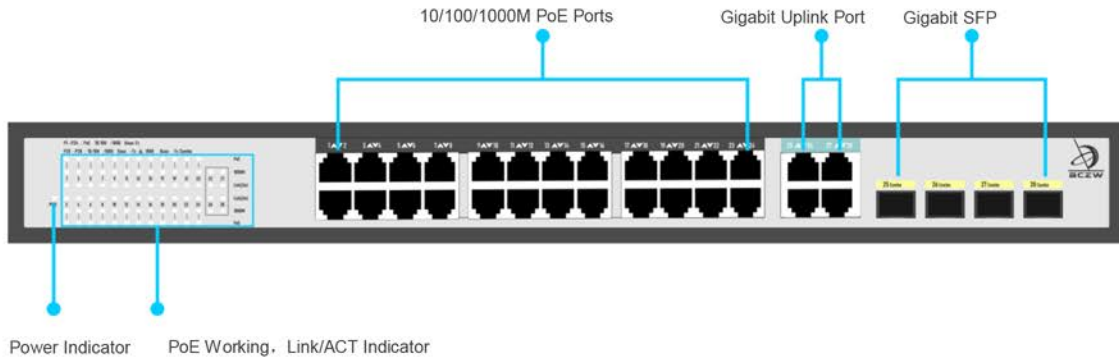
Technical Datasheet

Model	FMC-24PGE4GC	
Hardware Specifications		
Connector	24 10/100/1000BASE-T RJ45 auto MDI/MDIX ports 4 10/100/1000BASE-T RJ45 auto MDI/MDIX ports 4 1000 Base-X SFP Slots	
PoE Port	24 10/100/1000Mbps POE PSE port	
SFP	Single fiber/Dual fiber supported. Distance vary the module	
Thermal Fan	Fanless Design	
LED indicators	Power Indicator: PWR(green). Network Indicator: Link(yellow) PoE Working Indicator: PoE(green)	
Switch Architecture	Store and Forward	
Transmission model	IEEE802.3X full-duplex and Backpressure half-duplex	
Switch Performance	Backplane bandwidth	64Gbps
	Packet forwarding rate	47.62Mpps
	MAC address	16k
Power requirement	AC100-240V 50/60Hz	
ESD Protection	6KV ESD	
Dimension(W×D×H)	440mm x 290mm x 44.5mm(17.32in x 11.42in x 1.75in)	
Weight	4kg	
Power over Ethernet (PoE) Specifications		
Network standard	IEEE802.3i 10 BASE-T IEEE802.3u 100 BASE-TX IEEE802.3x Flow Control IEEE802.3af Power over Ethernet IEEE802.3at Power over Ethernet IEEE802.3az EEE	
PoE Standard	IEEE 802.3af Power over Ethernet/PSE IEEE 802.3at Power over Ethernet Plus/PSE	
PoE Supply Type	1/2(+), 3/6(-) End-span	
PoE Power Output	Per Port 52V DC, 300mA. max. 15.4 watts (IEEE 802.3af) Per Port 52V DC, 600mA. max. 30 watts (IEEE 802.3at)	
PoE Power budget	400W	
Environment		
Safety	FCC Part15 Class A,CE,RoHs	
Environment specification	Operating temperature: -20℃~55℃, operating humidity: 5%~95% Storage temperature: -40℃~75℃, storage humidity: 5%~95%	

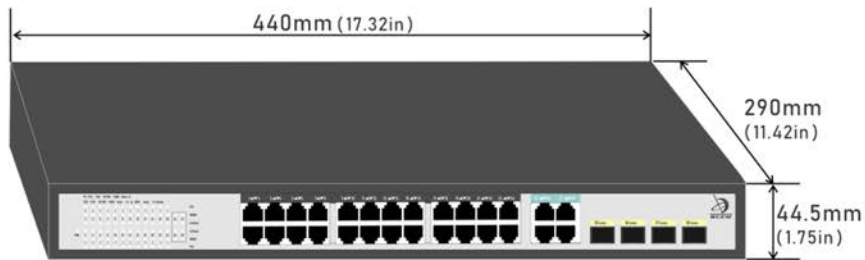
FMC-24PGE4GC

24-Port 10/100/1000Mbps PoE Switch with 1 Gigabit Combo Uplink

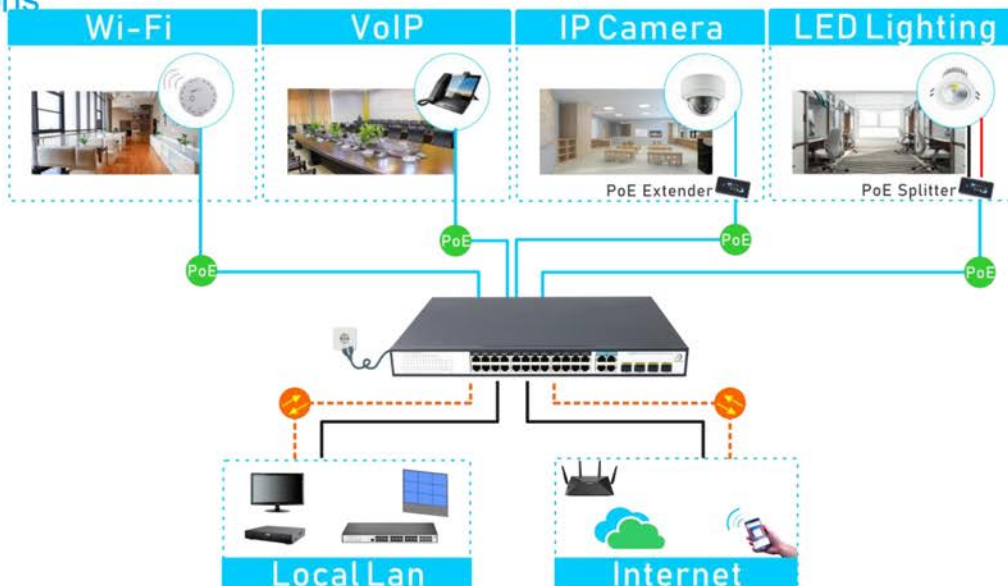
Interfaces



Structure Diagrams



Applications



Ordering Information

FMC-24PGE4GC

24 Ports 10/100/1000Mbps PoE switch with 4 Gigabit Combo Uplink, 6KV surge protection, IEEE802.3af/at